

NETAJI NAGAR COLLEGE (EVENING)

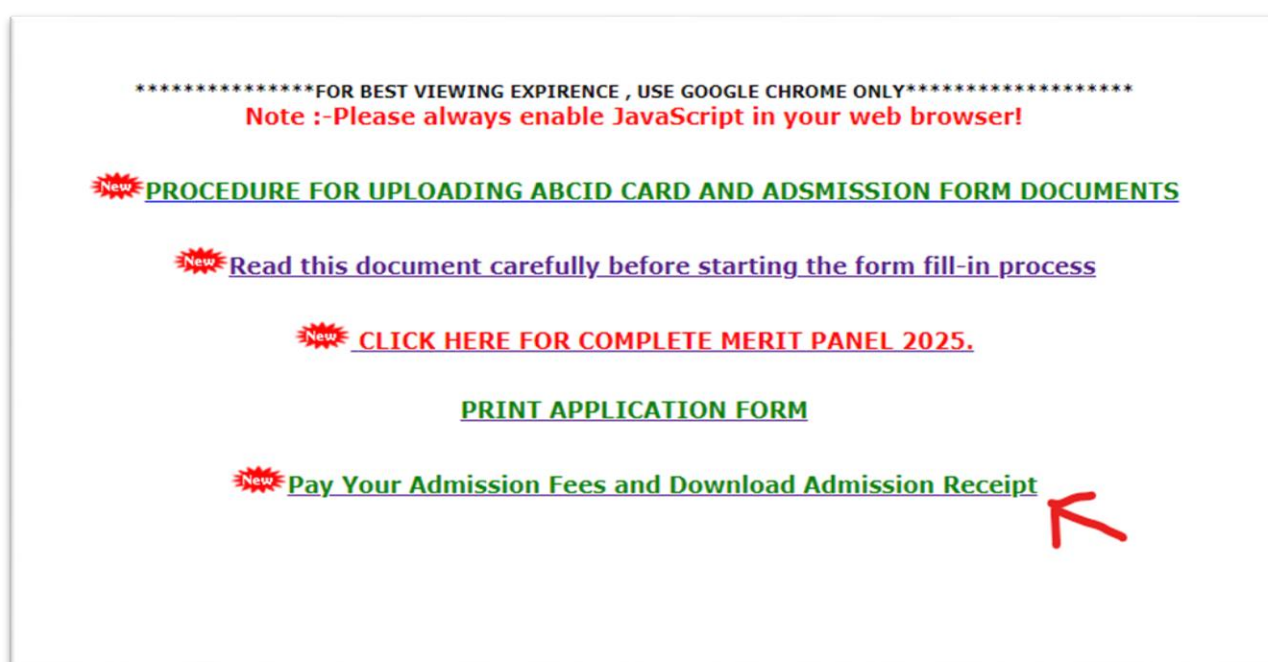
Admission Fees Payment Procedure-2025

Link: <http://clpadmission.nnonlineadmissionportal.in/index.aspx>

Step 1:


Click on “**Pay Your Admission Fees and Download Admission Receipt**”.

Screen as below:




Step 2:

Enter your Student Id/ Phone no and Date of Birth. Click on **Login** button.



NETAJI NAGAR COLLEGE (EVENING)
170/436 , N.S.C. BOSE ROAD , KOLKATA-700 092

netajinagarcollege1967@gmail.com

[Home](#) [Notice Board](#) [Terms & Conditions](#)

Important Note: After log on to your dashboard please SIGN OUT from your session when you have done your works.

Existing applicant, login with following details

St. ID/Phone No :

Date of Birth : (dd/MM/yyyy)

[Forgot UserName/Password](#)

New Applicant?

Step 3:

Open Dashboard and click on “**CLICK HERE FOR ADMISSION FEES PAYMENT**”. Screen as below:

Dashboard

[CLICK HERE FOR APPLY](#) 

[PRINT APPLICATION FORM](#)

[CHECK APPLICATION STATUS](#)

[CLICK HERE FOR ADMISSION FEES PAYMENT](#)

 [Upload Admission Form and ABC ID Card](#)

[View Admission Form and ABC ID Card](#)

Step 4:

Now Click “Pay” Button.

Payment

Admission Fees Payment:

Srl	Form No.	Subject applied for	Subject Comb.	Is Appear in Merit List?	Admission Status	Payment
1			HISTORY,EDUCATION	Yes	Not Paid	Pay

Step 5:

Fill the IDC Subject Details. Click on “Submit” Button.

Student Details

Form ID:		Applied Course:	Bengali Honours (Major - 4 Years)	
Banglar Shiksha Student ID		Medium of Instruction*	--Select--	
Father's Mobile No		Father's Profession		
Father's Educational Qualification		Mother's Mobile No:		
Mother's Profession		Mother's Educational Qualification:		
Relationship with Guardian *	Father	Academic Bank of Credit ID		
Inter Disciplinary Course (IDC) SEM 1 *	--Select--	Inter Disciplinary Course (IDC) SEM 2 *	--Select--	
Inter Disciplinary Course (IDC) SEM 3 *	--Select--			
Ability Enhancement Course (AEC) SEM 3 & 4 *	--Select--			
Common Value Added Course (CVAC 4) SEM II *	--Select--			
SEC Semester I (Major Subject)*	BENGALI	SEC Semester II*	BYABOHARIC BANGLA	
SEC Semester III (Major Subject)*	BENGALI			

Submit

Step 6:

Click on “Click here for Payment” button and open Razor pay screen.

Your details are as follows for Admission fees pay

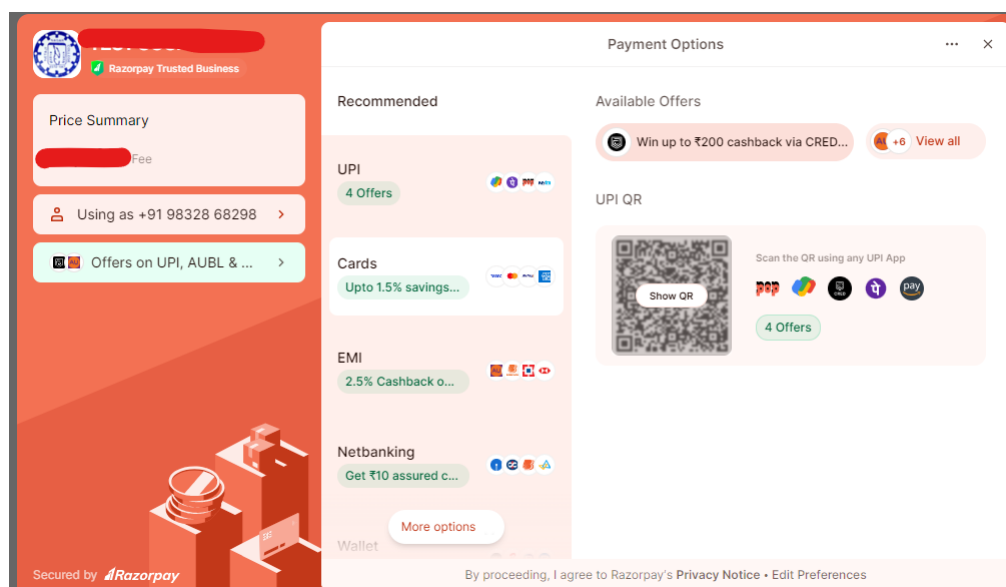
Applicant Name:	[REDACTED]
Course Applied For:	[REDACTED]
Mobile No.:	[REDACTED]
Admission Fees:	[REDACTED]

Select a payment mode: Online ▼

[Click here for payment](#)

All payments including bank challan must be paid within stipulated date for each merit list.

Step 7:



Pay the Admission fees. Download and print Admission receipt.